



TIME'S UP!

TITLE RECALL!

60 | AGE EDAD 12+ | PLAYERS

CONTENTS: 432 Cards, 30 second timer and score pad

OBJECT: To score the most points by collecting title cards in 3 separate rounds.

Quickplay: A game is played using a set of randomly chosen cards. Each team gets 30 seconds to guess as many titles as possible, with one player giving clues to his teammates. Players can always use sound effects and pantomime, but speech becomes more restricted as the game progresses:

Rules Round	#of words	#of guesses	Passing Allowed?
1	Unlimited	Unlimited	N
2	1	1	Y
3	0	1	Y

IN ROUND 1-

Cluegivers can say anything.

IN ROUND 2-

Cluegivers can say only one word.

IN ROUND 3-

Cluegivers can't say anything

Each round ends when all titles in the Deck of Fame have been guessed. All cards used are put back into the Deck for the next round. High score after the third round wins.

SETUP

Divide into teams with team members sitting across from each other. Time's Up! works best when played in teams of two players each. (Three teams of two, for example, is better than two teams of three.) With more than ten players, larger teams will be necessary. (See end of rules for odd number of players.) Choose a player to keep score.

Decide whether you'll be using the YELLOW or the BLUE titles. Make sure everyone knows which color you're using! Do not mix colors within the same game.

Deal out 40 cards evenly among all players (for a longer game, deal out more cards). Then deal two more cards to each player. The rest of the deck won't be used and should be put back in the box. Each player may look at their cards and discard two of them. (Players should not reveal their cards to each other.) All remaining cards are then shuffled together and stacked face down in the center of the table. This stack is the Deck of Fame.

Choose a starting team to take the Deck. The next team clockwise from the starting team takes the timer and will use it to time the other team's turn.

HOW TO PLAY

Round 1 - Almost anything goes with cluegiving but passing is not allowed.

On each team's turn, one member of the team is the Cluegiver and the rest are the Guessers. (On successive turns, the Cluegiver will be a different member of the team.) The Cluegiver takes the Deck, draws the top card from it, and looks at the YELLOW or BLUE title depending on which color everyone agreed upon at the start. Once the Cluegiver has looked at the title, the next team says, "Go!" and starts the timer. The Cluegiver begins giving clues to his teammate(s). The Cluegiver can say or do almost anything: he can make sounds, point, charade, give full descriptions of the title, etc.

The only restrictions are:

- **No singing or humming of music is allowed.**
- No part or variant of the title can be used in the clue. **Ex:** You can't use "Willy" or "Bill" to get the Guesser to say WILLIAM.
- "Rhymes with" clues are acceptable, provided the Cluegiver doesn't actually say the rhyming word. **Ex:** "Sounds like the animal that oinks" would be OK, but not "Sounds like pig."
- No spelling of the title is allowed, nor is any clue designed to give away specific letters of the title (the only exception is for titles using initials, such as E.T.: The Extra-Terrestrial, although for such titles the cluegiver is still forbidden to say the initials outright).

The Guessers try to guess the title on the Cluegiver's card. The Guessers can make as many guesses as they wish; there is no penalty for a wrong answer. Guessers must say the full title as printed on the card, although words in parentheses are optional. If the Guessers call out the correct title, the Cluegiver sets the card aside, draws a new card from the Deck, and begins giving clues for the title on that card.

The Cluegiver cannot pass and move on to a new title until the Guessers call out the correct title. If the Cluegiver doesn't recognize the title he draws, he'll have to be more resourceful with his clues (see Tips, next page).

If the Cluegiver gives an illegal clue, his turn ends immediately and the card he goofed on is returned to the Deck.

When time expires, the Cluegiver shuffles the card he was currently working on back into the Deck. He keeps each card that was guessed correctly in a pile near him. Pass the Deck to the next team clockwise, who in turn pass the timer to the next team clockwise from them.

IMPORTANT: If time runs out before a title is guessed, players may NOT discuss the title with each other. The cluegiver can't reveal what he was trying to convey, and players on other teams who think they figured it out can't tell their guesses to each other. A card may come up multiple times before it is guessed correctly.

The round ends when all titles have been guessed and the Deck is empty. When the deck runs out and all titles have been guessed, pause the timer by placing it on its' side. The current team will take the first turn in the next round, using only the remaining time on the timer. If they feel there is not enough time left to use, they can pass to the next team who will start the round with the sand timer reset back to 30 seconds.

Each team now adds up all the cards they collected and score 1 point for each card. The scorekeeper tallies the score. After scoring, each team reads aloud all the titles from their pile of cards to refresh everyone's memory about which titles are in the game. When all titles have been read, put all the cards back into the Deck and shuffle them well. The team after the last team to play starts the next round.

Round 2 - No more than 1 word can be used in each clue, 1 guess only, passing allowed. Round 2 plays just like Round 1, with the following changes: The Cluegiver may not use more than one word per card to describe each title. The same word may be repeated as often as desired, but once a word is said only non-verbal clues may be added. If the Cluegiver accidentally uses more than one word he must set the card aside face down, draw a new one from the Deck and continue with the new title.

Each team may make only 1 guess per card. If the guess is incorrect, the Cluegiver must set that card aside face-down, draw a new one and continue with the new title.

The Cluegiver may pass during this round. To do so, simply say "Pass", set the card aside face-down, draw a new one from the Deck and continue with the new title. At no point are Guessers ever allowed to Pass.

At the end of the turn, any cards set aside due to passes, clue goofs, or incorrect guesses are shuffled back into the Deck. There is no penalty for such cards.

If a Cluegiver finishes the deck during their turn, their turn is over. They are not allowed to revisit cards that they set aside due to incorrect guesses, passes, etc.

At the end of the round, don't bother reading all the titles aloud again; everyone should know them by now. Shuffle all the cards back into the Deck again as before.

Round 3 - Only pantomime and sounds, 1 guess only, passing allowed.

Round 3 plays just like Round 2, with the following change: The Cluegiver may not use any words at all. Only sounds and pantomime.

WINNING: The team with the highest score after all three rounds is the winner.

TIPS: If you don't recognize a title you draw, break it into parts. Possible approaches include: Does something else use the same words? **Ex:** "It's got the same last name as the first President of the United States."

Give clues to specific words in the title.

In rounds 2 and 3 if you draw a title that you don't know how to convey, pass quickly rather than waste time trying to figure something out. Then think about how to do it while you wait for your next turn. That way you'll be prepared if you draw it again.

Round 3 is the most fun, but it can also be the most difficult. Hard titles can be made much easier if gestures are incorporated into 1st and 2nd round clues. If you hold your hands like a telescope when giving a clue for TREASURE ISLAND in the early rounds, for example, that gesture will become a shorthand for TREASURE ISLAND in the final round.

ADVANCED PLAY – POSER ROUND

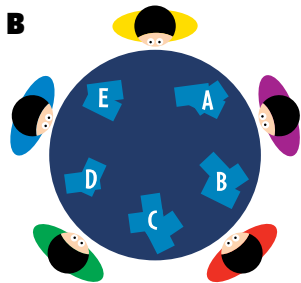
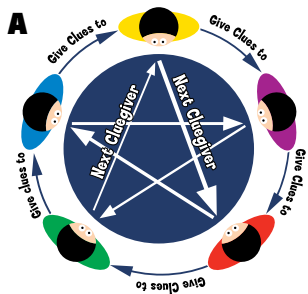
We've added an optional 4th round for even more hilarious fun! Play the same way as Round 3, except the Guesser starts with their eyes closed. The Cluegiver looks at a card and must then freeze in a pose. Once frozen they shout OPEN! and the Guesser opens their eyes and must give one Guess. The Cluegiver then shouts CLOSE! and the Guesser closes their eyes again while the Cluegiver looks at the next card and repeats the process. Once the Guesser's eyes open, the Cluegiver must not move at all until he says Close! Also, the Cluegiver can not make any sounds at all in this round.

RULES FOR 3-5-7 PLAYERS

With an odd number of players, you can play Time's UP! slightly differently.

Do not make teams, but instead play as individuals. On your turn with the deck, you will be the Cluegiver to the person on your left. When your time is up, pass the Deck to the person who is to the left of your Guesser. This way when the deck reaches the person to your right, you will be their Guesser. (See Diagram A)

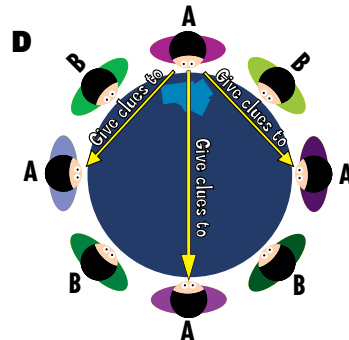
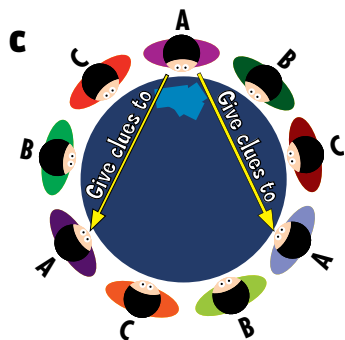
Each time you score cards, place them between you and your 'teammate'. At the end, each player scores all the cards on their right and left. So for example the Green player scores the cards in pile D and pile C (See Diagram B). Whoever has the highest total is the sole winner!



RULES FOR teams with 3+ PLAYERS Each

When playing in large groups, try breaking into 2 or 3 equal teams of 3 or 4 players each. Sit so that each person is between players of the other team(s).

For example, Diagram C shows 3 teams made of 3 players each. Diagram D shows 2 teams made of 4 players each. The deck will be passed around clockwise and when a player has the deck, he gives clues and all of his teammates can answer together.



KEY TO
TIMES UP!®
TITLE RECALL
GAME CARDS

AL - ALBUMS
BK - BOOKS
FA - FINE ART
MV - MOVIES

OT - OTHER
(Famous Places,
Items, Phrases,
Magazines
and more

PM - PLAYS &
MUSICALS

SG - SONGS

TV - TELEVISION

Developed by: Peter Sarrett, Michael Adams
Edited by: Frank DiLorenzo, Eric 'Rico' Misener
Graphics: Jenn DiFranco, **Chart:** Anthony Rubbo

Rules for odd number of players and Advanced Play are courtesy of REPOS Production



The Times Up!® Title Recall game materials use tradenames and trademarks that are widely recognized by the public. The use of these game materials is not sponsored or approved by the owners of these trademarks and these materials should only be used for entertainment purposes.

For information about other R&R Games products and expansion sets, visit us online at

<http://www.RnRgames.com>

©2017 All Rights Reserved

R&R
GAMES
INCORPORATED
**THE GAMES
YOU WANT
TO PLAY!**


CHECK OUT THESE OTHER GREAT GAMES FROM R&R...

SMARTY PARTY®

Wear your Smartypants loud and proud in this trivia game with a twist! Each category has several correct answers. Can you name them all? Last place wins the game!



AGES
12+



ULTIMATE SHOWDOWN™

The game that pits famous people and characters in a bracket-tournament battle. Choose a challenge, place your bets, get your picks to win, and BE the Ultimate Victor!



AGES
12+

