

Artistic impression is determined by the Artisan League Of Fireworks Technicians reference scale:

POINTS OVERALL IMPRESSION

- <= 5 Horrible, booed by the crowd...
- 6 – 10 Mediocre, just a hint of scattered applause...
- 11 – 15 Honorable attempt, but quickly forgotten...
- 16 – 20 Excellent, crowd pleasing.
- 21 – 24 Amazing, they will be talking about it for weeks!
- 25 Legendary, everyone left speechless, stars in their eyes!

MULTICOLOR VARIANTS

VARIANT 1

Add the 6th suit to the game and attempt to create all 6 fireworks. In this variant, the multicolor suit is not wild, it's a separate firework.

VARIANT 2

Same as Variant 1, except use only one tile of each number (1, 2, 3, 4, 5) for the multicolor suit.

VARIANT 3

Add the 6th suit to the game and these tiles are now wild. In this variant, you cannot call out the multicolor suit. Instead, the multicolor tiles always count as the color in your clue. But when playing the tile, it counts and builds as the 6th (multicolor) firework.



You can say
"these three tiles are blue"

or



You can say
"you have a red tile here"

VARIANT 4

The game does not end after the round where the last tile is picked up. It continues until the players are defeated (3 Fuse tiles flipped over OR if an indispensable tile has been discarded) or until the players are victorious (all the fireworks are completed). The players can then find themselves with fewer tiles in their hand at the end of the game and the score scale is not used: the fireworks display has to be perfect. (Can also combine this with any one other variant.)

STRATEGIC ADVICE

A player who is given information can rearrange his hand in order to put the tiles concerned in an order which is easier for him to remember (on the left, on the right, standing horizontally or vertically).

The players can look at the tiles in the discarded pile at any time. If a player discards a tile that he has no information about, he runs the risk of getting rid of a tile which could be useful in completing a firework. Sometimes a player will have no choice and will have to discard a tile that he knows nothing about. However, there are multiple copies of the tiles (except for the tiles with a value of 5); so discarding one does not necessarily mean that the firework cannot be completed.

Clearly identify a firework that you know you cannot complete: for example pulling out the last tile in the series slightly. The tiles of the corresponding color could still be discarded to flip Clock tiles back face up on the table.

COMMUNICATING WHILE PLAYING HANABI

Communication (and non communication) between the players is essential to Hanabi. If you follow the rules closely, you can only communicate with your teammates when you give them information and flip a Clock tile. However, you can play whichever way suits you best: set your own rules regarding communication. You could always allow comments like "I still don't know anything about my hand" or "So do you remember what you have in your hand?"

Credits

A game by ANTOINE BAUZA

Illustrations: ALBERTINE RALENTI, Graphic Design: JENN DIFRANCO
English rules editors: FRANK DILORENZO, ANTHONY RUBBO

©2019 R&R Games Inc., all rights reserved, www.RnRgames.com

Licensed with permission from Cocktailgames (www.cocktailgames.com) and Les XII singes (www.les12singes.com).



Antoine Bauza



Contents

- 60 Hanabi tiles
 - 6 SUITS, each with
 - Three 1's, Two 2's, Two 3's, Two 4's, One 5
- 8 Clock tiles • 4 Fuse tiles
- 6 Master Artisan tiles

Summary


Hanabi is a cooperative game, i.e. a game where the players do not play against each other but work together towards a common goal. In this case they are absent minded fireworks manufacturers who accidentally mixed up powders, fuses and rockets from a fireworks display. The show is about to start and panic is setting in. They have to work together to stop the show from becoming a disaster! The pyrotechnicians have to put together 5 fireworks, (1 white, 1 red, 1 blue, 1 yellow, 1 green), by making a series rising in number (1, 2, 3, 4, 5) with the same colored tiles.

Getting Ready

Place the 8 Clock tiles face up on the table. Stack the 4 Fuse tiles nearby with the longest fuse on top and the explosion on the bottom. Place the 50 single color tiles face down and mix them up to make a draw pile. Note, a 6th multicolor suit is included in the game, but it is for advanced play only, please see Variants section.

With 2 or 3 players, each player selects 5 tiles.
With 4 or 5 players, each player selects 4 tiles.

We will refer to these tiles in front of each player as their 'hand'.



CRUCIAL! : The players **MUST NOT** look at their own tiles! They must set them on the table so that the other players can see the fronts of the tiles (showing the symbols) and they only see the backs (with Shinto gate). They are not allowed to look at the fronts of their tiles during the game until they are played. This would dishonor them and taint their reputation as master pyrotechnicians!

The Game

The player with the most colorful clothing begins the game. The players then take their turn going in a clockwise direction. On his turn, a player must complete one, and only one, of the following three actions (and he is not allowed to skip his turn):

1. Give one piece of information.
2. Discard a tile.
3. Play a tile.

NOTE: When it is a player's turn, his teammates cannot comment or try to influence him. This is highly dishonorable and will bring great shame upon you.

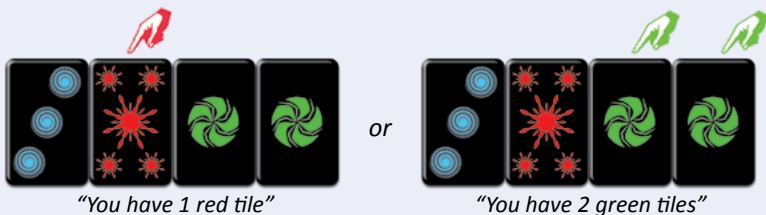
1. GIVE ONE PIECE OF INFORMATION.

In order to carry out this task, the player has to flip over a Clock tile on the table so it is now face down. He can then tell one teammate something about the tiles in front of that teammate.


IMPORTANT: The player must clearly point to the tiles which he is giving information about. (Thus saying "You have zero of something" is not allowed as you cannot point to anything.)

Two types of information can be given and the player giving the information chooses only one type to give:

A. Information about one specific COLOR (and only one)



B. Information about one specific VALUE (and only one)



IMPORTANT: The player must give complete information. If a player has two green tiles, the informer cannot only point to one of them, he must point to BOTH green tiles.

NOTE: This action cannot be performed if there are no Clock tiles face up on the table. In that case, the player has to choose to perform a different action.

2. DISCARDING A TILE

This act turns over a face down Clock tile on the table back to face up. The player announces clearly that they are DISCARDING, then places a tile from his hand in the discard pile (separated away from the draw pile and face up). He then takes a new tile from the draw pile and adds it to his hand without looking at it.

NOTE: This action cannot be performed if all the Clock tiles are face up on the table. The player must perform a different action.

3. PLAYING A TILE

The player takes a tile from his hand and plays it to the center of the table. Two options are possible:

A. The tile either begins, adds to, or completes a firework and it is then added to the appropriate color firework.


or

B. The tile doesn't begin, add to or complete any firework. Discard the tile out of the game, then flip the top Fuse tile face down beside that stack. The fuse is burning shorter and time is running out.

After playing his tile, he then takes a new tile from the draw pile and adds it to his hand without looking at it.

How the fireworks are built:

There can only be one firework of each color. The tiles for a firework have to be placed in rising order (1, 2, 3, 4 and finally 5).




There can only be one tile of each value in each firework (so 5 tiles in total)

BONUS for completing a firework

When a player completes a firework—i.e. he successfully plays the tile with a value of 5—flip a face down Clock tile back to face up on the table. This addition is free; the player does not need to discard a tile. This bonus is lost if all the Clock tiles are face up on the table.

End of the Game

There are 3 ways to end the game of Hanabi:

1. The game ends immediately and is lost if the **third** Fuse tile is flipped over (thus revealing the explosion ).
2. The game ends immediately and it is a stunning victory if the firework makers manage to make the 5 fireworks before the tiles run out. The players are then awarded the maximum score of 25 points.
3. The game ends if a player takes the last tile from the pile: each player plays one more time, including the player who picked up the last tile. The players cannot pick up tiles during this last round (as the pile is empty).

Once this last round is complete, the game ends and the players can then add up their score.

SCORE

In order to calculate their score, the players add up the largest value tile for each of the fireworks.

